



MICROWAVE COMPONENT LNB REDUNDANT SWITCH SYSTEM RS-LNB


APPLICATIONS

Norsat's Redundant LNB Switch System features a slim, streamline outdoor unit mounted on a plate for easy installation. Automatically detect signal faults and switch to an alternate LNB - providing maximum satellite service availability. Receive-side signal continuity is maintained via continuous power detection, and upon detecting a fault, signal is automatically switched to the reserve LNB.

Available for either 1:1 or 1:2 redundancy applications, Norsat LNB Redundant Switch solutions combine the reliability and performance of down conversion products with the ultimate system safeguarding solution for remote and challenging satellite terminal installations.

FEATURES

- C, Ku, Ka and X-band Systems Available
- Automatically detect LNB failure via DC current
- Fully automatic or manually-commanded redundancy
- M&C through Ethernet (SNMP, Web Interface)
- Custom requirement available
- Optional 1U-19" Indoor Unit
- Supporting Single-Band & Multi-Band LNB with Internal/ External Reference

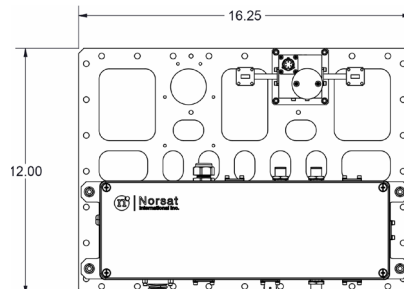


MECHANICAL DIAGRAM

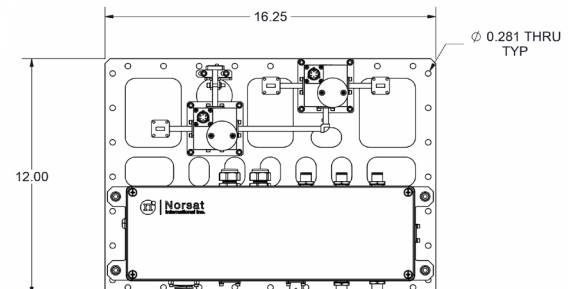
IDU



1:1 Switch (Ku/Ka Band)



1:2 Switch (Ku/Ka Band)



SPECIFICATIONS

SYSTEM

Insertion Loss (Waveguide to LNB)	0.5 dB max.
(LNB to Cable)	1.0 dB max.
Output VSWR	1.5 Maximum
IF Range	950 - 2150 MHz
Switchover Time	Ku/Ka/X-Band: 100ms max. C-Band: 200ms max.
Power	100-240 VAC (50-60 Hz)

ENVIRONMENTAL

Operating Temperature	-40 to +60°C
Storage Temperature	-50 to +80°C
Operational Humidity	8% - 100%
Storage Humidity	10% - 100%
Waterproofing (ODU)	IP66

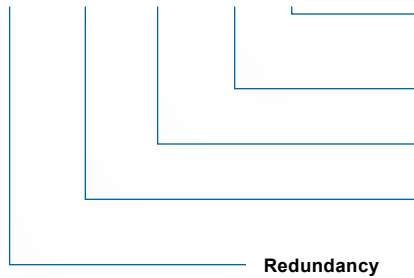
MECHANICAL

Weight	C-Band 1:1	15 lbs (6.8 kg)
	C-Band 1:2	36 lbs (16.3 kg)
	Ku/Ka/X-Band 1:1	12 lbs (5.4 kg)
	Ku/Ka/X-Band 1:2	15 lbs (6.8kg)
	IDU	3.45 lbs (1.6 kg)
Dimensions (L x W x H)	C-Band 1:1	16.25 in x 12.00 in x 8.84 in
	C-Band 1:2	23.00 in x 17.00 in x 8.84 in
	Ka-Band 1:1 / 1:2	16.25 in x 12.00 in x 4.56 in
	Ku/X-Band 1:1 / 1:2	16.25 in x 12.00 in x 5.01 in
	IDU	19.00 in x 9.86 in x 1.72 in
Package (L x W x H)	C-Band 1:2 ODU	26.50 in x 21.00 in x 12.25 in (38 lbs)
	All Other ODU	19.75 in x 15.50 in x 12.25 in (18 lbs)
	IDU	20.75 in x 12.75 in x 7.00 in (7 lbs)
	30m Single Cable	12.75 in x 12.75 in x 7.00 in (6 lbs)
	50m Single Cable	12.75 in x 12.75 in x 9.00 in (9 lbs)
	100m Single Cable	12.75 in x 13.00 in x 14.00 in (18 lbs)
		*(weight & dimension excluding devices)
Input		Ku-Band - WR-75
		Ka-Band - WR-42
		C-Band - WR-229
		X-Band - WR-112

HOW TO ORDER

RSLNB KU 11 N R M P

KU - Ku-band
KA - Ka-band
C - C-Band
X - X-Band



BLANK - No Option
P - Redundant Power Supply Connector
(Power supply cable not included)
BLANK - No Option
M - Boom Mount (1:1 Redundancy Only)
BLANK - No Option
R - 10 MHz Reference
F - F Connector Output
N - N Connector Output
11 - 1:1
12 - 1:2

LNB OPTIONS (N-CONNECTOR LNB ONLY)

Ku-Band	1000 or HS1000 Series
Ka-Band	9000 Series
C-Band	3000 Series or 3000-BPF Series
X-Band	XT1000 Series

CABLE & POWER PLUG OPTIONS

	30m	50m	100m		
IFL Cable (1:1 Redundancy)	RS-IFL-30F RS-IFL-30N	RS-IFL-50F RS-IFL-50N	RS-IFL-100F RS-IFL-100N		
<small>*1:1 IFL CABLE includes Ethernet cable, Power Supply cable and IF Cable.</small>					
IFL Cable (1:2 Redundancy)	RS-IFL-2-30F RS-IFL-2-30N	RS-IFL-2-50F RS-IFL-2-50N	RS-IFL-2-100F RS-IFL-2-100N		
<small>*1:2 IFL CABLE includes Ethernet cable, Power Supply cable and two IF Cables.</small>					
Redundant Power Supply Cable	RS-PS-30	RS-PS-50	RS-PS-100		
Power Plug for IFL/Power Supply Cable	North America RS-NA	Europe RS-EU	Australia RS-AU	United Kingdom RS-UK	China RS-CN

OPTIONAL CONFIGURATION ADD-ONS

	North America	Europe	Australia	United Kingdom	China
Optional 1U-19" Indoor Unit	RS-IDU-NA	RS-IDU-EU	RS-IDU-AU	RS-IDU-UK	RS-IDU-CN
RS-FILTER	Transmit reject filter for LNB Redundancy Switch				